




**Eagle Mountain - Woodfibre Gas Pipeline Project
Woodfibre Site Waste Discharge Approval AE-
111973 Report**

Reporting Week	Feb 26 th to Mar 04, 2024
Report #	10
Page	1 of 6

Eagle Mountain - Woodfibre Gas Pipeline Project

Woodfibre Site Waste Discharge Approval Report

Report Period: February 26th to March 4th, 2024

 Eagle Mountain - Woodfibre Gas Pipeline Project Woodfibre Site Waste Discharge Approval AE- 111973 Report	Reporting Week	Feb 26 th to Mar 04, 2024
	Report #	10
	Page	2 of 6

Contents

Preamble.....3

Introduction3

 Sampling Methodology.....4

Summary.....5

 Activities5

 Point of Discharge from Water Treatment System Summary.....5


 Exceedance details5

 Receiving Environment Summary5

 Exceedance details6

Appendix A: Point of Discharge from Water Treatment System Documentation

Appendix B: Receiving Environment Documentation

 Eagle Mountain - Woodfibre Gas Pipeline Project Woodfibre Site Waste Discharge Approval AE-111973 Report	Reporting Week	Feb 26 th to Mar 04, 2024
	Report #	10
	Page	3 of 6

Preamble

This report is the initial report for the British Columbia Energy Regulator (BCER) Waste Discharge Approval (BCER number AE 111973) for the FortisBC Eagle Mountain – Woodfibre Gas Pipeline (EGP) Project for the BC Rail site. This report covers the reporting period from February 26th to March 4th, 2024 and includes the results of water quality monitoring and sampling of the receiving environment (upstream and downstream) at the Woodfibre Site. During this timeframe, no discharge into the receiving environment at the Woodfibre Site occurred from the water treatment plant.

FortisBC has retained Triton Environmental Consultants Ltd. as the Qualified Professional to implement and oversee the monitoring and sampling program in the receiving environment. The data represented below, including laboratory reported exceedances, represent background conditions of the receiving environment, and are not related to EGP Project activities. The data collected and reported in this report represents background water quality conditions at the two receiving environment sampling sites as shown on the approved Waste Discharge Approval AE-111973.

Water Treatment Plant Update

Since the issuance of the Waste Discharge Approval (AE 111973) on December 8th, 2023, FortisBC’s tunnel contractor Frontier-Kemper Michels Joint Venture (FKM) has shipped the water treatment plant (WTP) components to the Woodfibre site. Water treatment plant has not been assembled.

Introduction

The results provided in this document are submitted to BC Energy Regulator (BCER) by FortisBC as per the requirements listed in the Waste Discharge Approval AE-111973 Section 4.2:

The Approval Holder shall summarize the results of the discharge and receiving environment compliance sampling and monitoring program in a report that shall be submitted weekly over the term of this approval. The sampling and monitoring results shall be suitably tabulated and include comparison to the respective British Columbia Approved and Working Water Quality Guidelines for Freshwater & Marine Aquatic Life, as published by the Ministry of Environment & Climate Change Strategy. Any exceedance of regulatory guidelines shall be clearly highlighted, and any missed sampling events/missing date shall be identified with an explanation provided. Reporting frequency may be reduced upon a history of compliance and by written confirmation from the BCER. These reports shall be submitted to Waste.Management@bc-er.ca. A copy of the reports shall be provided to each First Nation consulted with regarding this subject approval, and also made publicly available on the FortisBC Eagle Mountain-Woodfibre Gas Pipeline Project | Talking Energy webpage.



**Eagle Mountain - Woodfibre Gas Pipeline Project
Woodfibre Site Waste Discharge Approval AE-
111973 Report**

Reporting Week	Feb 26 th to Mar 04, 2024
Report #	10
Page	4 of 6

Sampling Methodology

The monitoring and sampling has been carried out in accordance with the procedures described in the most recent edition of the “British Columbia Field Sampling Manual” using field equipment and lab samples to meet daily and real time requirements for the Waste Discharge Approval.

At the receiving environment, real time daily field readings of pH, temperature, NTU, electrical conductivity, DO, ORP and salinity are being taken using an AquaTROLL 600 datalogger upstream and downstream in the watercourse at the Woodfibre site. Visible sheen will be monitored with visual inspections during times of discharge or sampling. Real time and daily readings are being monitored at the same time with one piece of equipment, allowing all the daily readings to be real time.

At the point of discharge from the WTP, the parameters are being monitored using field equipment (YSI ProDSS) and sondes/real time meters make and models to be confirmed by the contractor. Table 1 and Table 2 below show how each parameter is being monitored.

Table 1. Monitoring Process at Point of Discharge from Water Treatment System

Permit Frequency	Parameters	Details
Daily	Visible Sheen	In field inspection
Daily (or per batch)	DO	Monitoring using YSI ProDSS
	ORP	Monitoring using YSI ProDSS
	Salinity	Monitoring using YSI ProDSS
Real Time (or per batch)	pH	Monitoring using YSI ProDSS
	Temperature	Monitoring using YSI ProDSS
	NTU	Monitoring using YSI ProDSS
	Electrical Conductivity	Monitoring using YSI ProDSS
Weekly (or per batch) Lab Samples	List prescribed in permit	No Changes, still lab samples

Table 2. Receiving Environment (upstream and downstream) Monitoring Process

Permit Frequency	Parameters	Details
Daily	Visible Sheen	In field inspection
Daily	DO	Monitoring using Sonde- AquaTROLL 600 datalogger
	ORP	Monitoring using Sonde- AquaTROLL 600 datalogger
	Salinity	Monitoring using Sonde- AquaTROLL 600 datalogger
Real Time	pH	Monitoring using Sonde- AquaTROLL 600 datalogger
	Temperature	Monitoring using Sonde- AquaTROLL 600 datalogger
	NTU	Monitoring using Sonde- AquaTROLL 600 datalogger
	Electrical Conductivity	Monitoring using Sonde- AquaTROLL 600 datalogger
Weekly Lab Samples	List prescribed in permit	No changes, still lab samples

Receiving Environment equipment details: Sondes: Aqua-TROLL 600 made by In-Situ Inc. Sondes set up to log temperature, specific conductivity, salinity (in PSU), pH, ORP, DO (mg/L), and turbidity (NTU) at 10 minute intervals.



**Eagle Mountain - Woodfibre Gas Pipeline Project
Woodfibre Site Waste Discharge Approval AE-
111973 Report**

Reporting Week	Feb 26 th to Mar 04, 2024
Report #	10
Page	5 of 6

Point of Discharge from the water treatment system equipment details: YSI ProDSS with pH, conductivity, DO, ORP and turbidity probe that measure pH, temperature, NTU, electrical conductivity, ORP, DO and salinity.

Summary

Activities

- The real time water quality monitoring equipment (sondes) were deployed at the Woodfibre Site on December 18th, 2023.
- No discharges to the receiving environment have occurred from the water treatment plant within the reporting period.

Point of Discharge from Water Treatment System Summary

N/A - No discharge occurred during the reporting period.

Exceedance details

N/A - No discharge occurred during the reporting period.

Receiving Environment Summary


The receiving environment is being monitored but no lab samples were taken during this time period, there are no discharges from the WTP to the receiving environment.

Table 3: Upstream Monitoring Information

Date of Lab Sample	Real Time Monitored	Field Samples Taken	Results
None Taken	Yes	Yes-real time	Real time sonde in place. Sampling will resume once closer to discharge.


Table 4: Downstream Monitoring Information

Date of Lab Sample	Real Time Monitored	Field Samples Taken	Results
None Taken	Yes	Yes-real time	Real time sondes in place. Sampling will resume once closer to discharge.


 Eagle Mountain - Woodfibre Gas Pipeline Project Woodfibre Site Waste Discharge Approval AE- 111973 Report	Reporting Week	Feb 26 th to Mar 04, 2024
	Report #	10
	Page	6 of 6

Receiving Environment Monitoring Details


- Daily visible sheen checks have not been conducted in the receiving environment as there have not been any discharges from the WTP.
- Recorded exceedances in the laboratory and field samples collected from the receiving environment (upstream and downstream) are indicative of the existing background water quality in the Squamish River, and are not related to the EGP Project activities.

 Eagle Mountain - Woodfibre Gas Pipeline Project Woodfibre Site Waste Discharge Approval AE-111973 Report	Reporting Week	Feb 26 th to Mar 04 th , 2024
	Report #	10
	Appendix	A


Appendix A Point of Discharge from Water Treatment Plant Documentation

 Eagle Mountain - Woodfibre Gas Pipeline Project Woodfibre Site Waste Discharge Approval AE-111973 Report	Reporting Week	Feb 26 th to Mar 04 th , 2024
	Report #	10
	Appendix	A


No discharge from the water treatment plant, nothing to report

 Eagle Mountain - Woodfibre Gas Pipeline Project Woodfibre Site Waste Discharge Approval AE-111973 Report	Reporting Week	Feb 26 th to Mar 04 th , 2024
	Report #	10
	Appendix	B


Appendix B Receiving Environment Documentation

 Eagle Mountain - Woodfibre Gas Pipeline Project Woodfibre Site Waste Discharge Approval AE-111973 Report	Reporting Week	Feb 26 th to Mar 04 th , 2024
	Report #	10
	Appendix	B


No discharge and no receiving environment sampling, nothing to report

 Eagle Mountain - Woodfibre Gas Pipeline Project Woodfibre Site Waste Discharge Approval AE-111973 Report	Reporting Week	Feb 26 th to Mar 04 th , 2024
	Report #	10
	Appendix	B

Receiving Environment Sample Analysis

 Eagle Mountain - Woodfibre Gas Pipeline Project Woodfibre Site Waste Discharge Approval AE-111973 Report	Reporting Week	Feb 26 th to Mar 04 th , 2024
	Report #	10
	Appendix	B

Receiving Environment Lab Documentation

 Eagle Mountain - Woodfibre Gas Pipeline Project Woodfibre Site Waste Discharge Approval AE-111973 Report	Reporting Week	Feb 26 th to Mar 04 th , 2024
	Report #	10
	Appendix	B

Receiving Environment Field Notes and Logs